


# Getting Started with the Point in Time App

**Step 1: Download the Counting Us mobile app** from Google Play or the App Store. Search for the term “Counting Us” or use the QR code to the right to find the app.



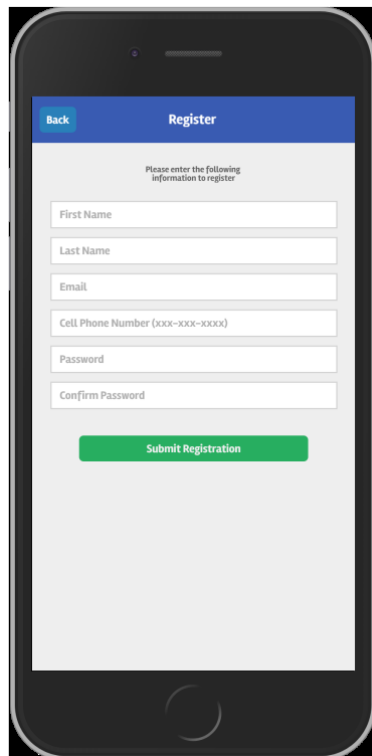
## Step 2: Tap Register

This will bring you to the registration form



## Step 3: Register Enter

your info and tap “Submit Registration”



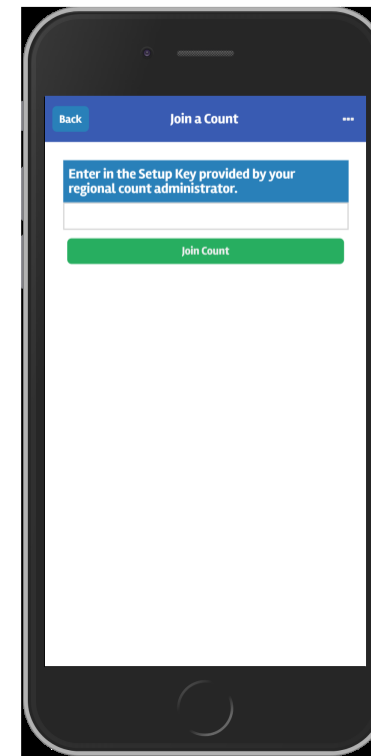
## Step 4: Enter your info

Tap “Log In”, “Choose Count”, and then “Join New Count”



## Step 5: Join a Count

Enter the Setup Key of CtlOr23 and tap “Join Count”



## Step 6: Get Started

Tap “Get Started” and you are ready to start the count!

